

INSTRUCTION MANUAL ON TRANSPORT AND STORAGE OF SHEET METAL PLATES

Recommendations concerning transport and storage of galvanised products, ZM, aluzinc and products with organic coatings.

TRANSPORT AND STORAGE

1. Special care should be taken when moving sheet metals. Sheets should be grasped in the place of ribbing. Moving the sheets on each other or on the surface may cause damage to the paint coating.



Fig. 1




Fig. 2

2. In normal conditions, the Product may be stored in its original packaging for approximately three weeks after leaving the Blachotrapez warehouse. After that time, the protective foil must be removed, and spacers must be placed in between the sheets (or, alternatively, position the sheets in an upright position, e.g. against a wall). The sheets must be separated from the ground by at least 30 cm, the Product must be stored in a dry and well-ventilated area, and at an angle allowing any water to drain freely. The stored Product must be regularly inspected and visually assessed in order to eliminate any potential heat corrosion or other damage. In such conditions, the Product may be stored for up to six months after leaving the Blachotrapez warehouse.
3. Storing the Product with protective foil or leaving it in direct sunlight will cause permanent damage to the varnish coating. In addition, extended storage of the Product in the protective foil may make it difficult to remove the protection and leave permanent glue stains.
4. The Product must be stored in dry conditions at a stable temperature, protected from excessive moisture and temperature changes. Failure to do so can result in the occurrence of white spots (zinc sheets, ZM coating), or white and then black spots (aluzinc sheets), and damage to the varnish coating (coated sheets). The Product should be stored in isolation from highly reactive materials, protected from direct exposure to sunlight, and water (risk of heat and water corrosion).
5. If the Product must be stored in the open air for brief periods of time (e.g. during installation), the sheets should be stored at an angle (positioned in line with the direction of profiles), allowing the moisture to freely run off the surface of the sheets. The sheets must be well-ventilated.
6. Please make sure that the entire surface of the sheet remains dry during storage.
7. Any damage to the surface of the metal sheets occurring as a result of heat corrosion and mechanical damage will void all complaints.

CUTTING THE SHEET METAL

When cutting sheet metals, do not use tools, such as angle grinders, that cause the thermal effect (sudden rise in temperature). This results in damage of the organic and metallic coating and consequently gives rise to corrosion. Hot chips discarded from the disc fall on the sheet metal and, by melting into the paint, cause corrosion centres, thus it is not recommended to use abrasive equipment near the Product storage area. Tools suitable for this purpose include shears or metal cutter. Ensure that the equipment used for installation is in good condition and does not cause any damage to the material. Recommended length of the sheets of Blachotrapez Products should be used in accordance with the relevant Product Data Sheet available on www.blachotrapez.eu. Sheets longer than those recommended in the Product Data Sheet increase the risk of mechanical damage during transport, processing and installation. Sheets that are too long may be subject to deformation. It is related to the production technology and the material's expansion due to variations in temperature. If the sheets must be joined transversely, remove the interlining from the entire width of the overlapping layer.



Fig. 3



Fig. 4



Fig. 5

INSTRUCTION MANUAL ON MAINTENANCE OF SHEET METAL PLATES

MAINTENANCE

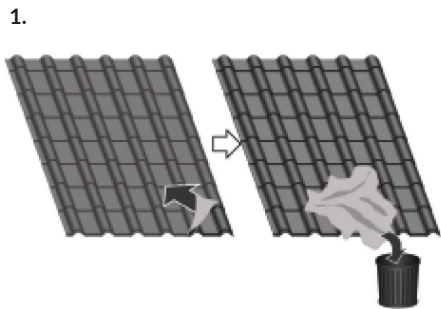
1. The paint coating, depending on the type of material, change under the exposure to climatic conditions within a given category of classification of environments, in accordance with the applicable EN ISO 12944-2 standard. In order to maintain the paint coating in the best condition, it is necessary to systematically wash the sheet metal and carry out its maintenance, and separate the Product from corrosive materials or heavy contamination throughout the warranty period.
2. The colour shades may age under exposure to external conditions.
3. Deterioration of the appearance and quality of the sheet metal may result from the exposure of the Product to extreme or severe environmental conditions, such as high UV levels, direct emissions of harmful fumes or deposits on the roof surface resistant to rain.
4. After installation, special attention should be paid to damages of the covering and remove all filings, rivets, screws and other building waste. After the installation of the Product, all cut edges (including original cuts) should be properly protected.
5. Corrosion centres must be immediately protected with protective paint coating.
6. After 1 year, the roof should be inspected in order to evaluate the sheet metal wear and tear, repair possible damages, remove dirt and residues. It is also recommended to clean areas that are not cleaned naturally (by water drain-off). The frequency of cleaning and maintenance of the roof should depend on the rate at which it gets soiled, the type of deposits and the environment in which the roof is used. For cleaning and maintenance of sheet metal, only detergents and preservatives designed for the purpose should be used. The Customer shall document maintenance works and provide the proof of carrying out such works at each Blachotrapez request. It is recommended that maintenance be carried out by professional cleaning services.
7. Leaves, grass, soil and other objects must be removed from the surface of the Product.
8. Clean up dirty and contaminated areas, where the coating is not washed regularly by rain, e.g. under the protrusions.
9. Local damages, which could lead to faster wearing off of the coating, or corrosion of the substrate, should be systematically examined and repaired.
10. Due to the risk of damage to the paint coating, the installation of the Product should be done in such a way to limit walking on already installed sheets.
11. When moving around the roof, place the feet on the bottom of the wave so as not to cause deformation. Special attention must be paid to whether there are no chips on the shoe soles formed during cutting and processing of the sheet metal, or any other contamination. The chips formed during cutting the sheet metal and other contamination stuck to the sole of the shoe may damage the paint coating when walking on the sheet metal. It is recommended to wear footwear with soft soles.



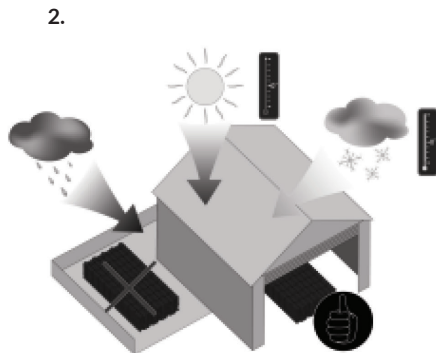
Fig. 6

Not following the above-given instructions may be a reason for rejection of potential complaints.
If in doubt, please contact us by e-mail: serwis@blachotrapez.eu

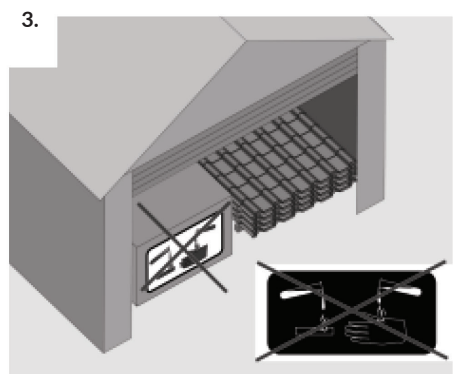
INSTRUCTION MANUAL ON TRANSPORT AND STORAGE OF SHEET METAL PLATES



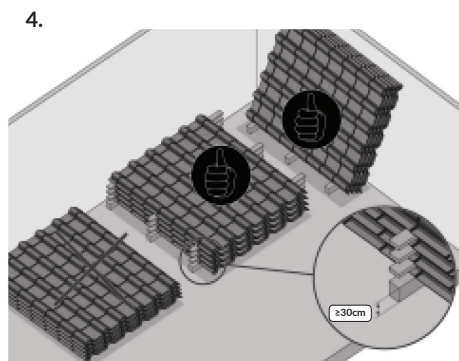
The protective film should be unconditionally removed.



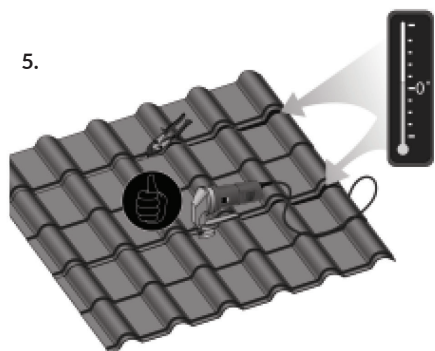
The material should be stored in dry and well-ventilated rooms. Protect it from sudden changes in temperature and humidity.



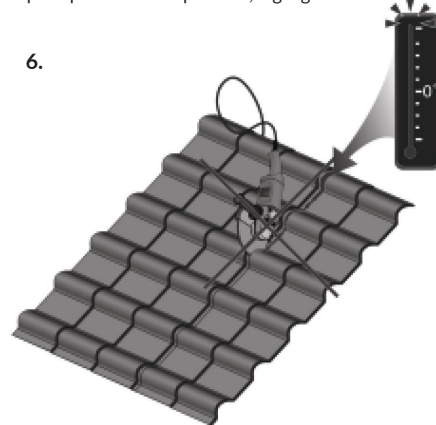
Do not store near aggressively reacting materials.




The material should be separated from the substrate. Each sheet should be separated with spacers or put up in a vertical position, e.g. against a wall.



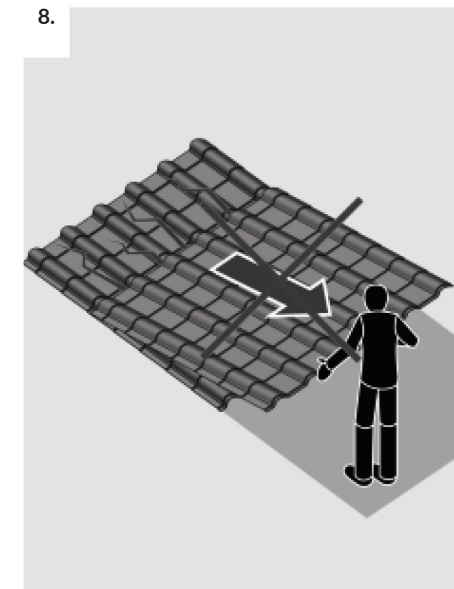
It is impermissible to use tools causing a thermal effect



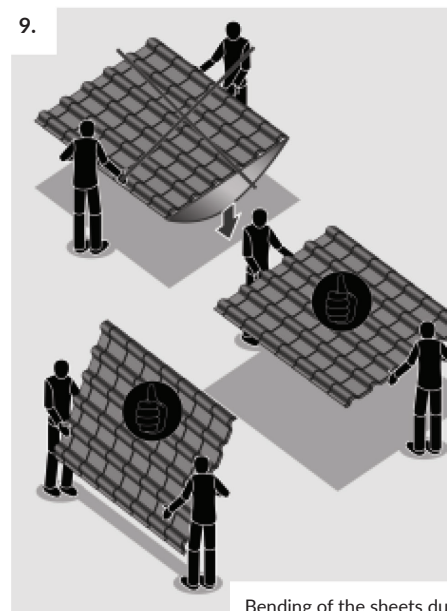
INSTRUCTION MANUAL ON TRANSPORT AND STORAGE OF SHEET METAL PLATES




Sheets should be grabbed by the embossed areas, where their rigidity is the greatest.



Sliding of sheets on each other should be prevented during transport



Bending of the sheets during transport should be prevented.



Special attention should be paid to long sheets.